



Model 8300

Exclusively From Your Garage Pro

R-11* Polyurethane Insulation

Tongue-And-Groove Panels


Lifetime Limited Warranty

www.Wayne-Dalton.com



Model 8300 shown in Ranch design with Cascade II window inserts

Door Construction

- Embossed, high tensile steel panels give the look of wood with the strength of steel.
- Two-coat, baked-on polyester finish is virtually maintenance-free. This finish also makes an excellent base if you repaint to match the existing exterior colors of your home.
- The foamed-in-place polyurethane insulation is chemically bonded to each steel section, creating a structure with higher strength and dent resistance.
- Heavy-gauge steel wraparound end caps trim-out door edges for better appearance, improved strength and protection of the insulation from damage.
- Wind load models available. 
- Sound-absorbing insulation makes the door operate quieter and reduces wind rattle.
- Hot-dipped galvanized vertical supports add strength and durability.
- SilentGlide™ nylon rollers with solid steel shafts provide years of smooth, quiet and dependable operation.
- An insulated garage door improves your energy efficiency and makes your house more green.

* Insulation values have been calculated in compliance with Dasma TDS-163 industry standards.

Model 8300 Specifications

Design

- Steel panels are embossed with a wood-grained texture giving the look of genuine wood.
- All panel designs available in white, taupe, almond and brown.


Colonial




Ranch



Contemporary



Sonoma



Safety & Security

- Lifting handles reduce risk to fingers from closing door panels.

Warranty

Model 8300 offers a Lifetime Limited Warranty against cracking, splitting, rusting through or section deterioration. See dealer for complete details.



Windows

- Many decorative window inserts are available to enhance the look of your garage door, which in turn enhances the look of your home. Here are two examples. See Series 8000 brochure (#330448), Window style brochure (#330880), or web site for all options.



Cascade I



Waterton II

Colors



White



Taupe



Almond



Brown

SEE ALL THE LOOKS AVAILABLE ON OUR GARAGE DOOR DESIGN CENTER AT www.Wayne-Dalton.com

Energy Efficiency & Noise Control

- The R-11* polyurethane insulation is substantially more effective than the same thickness of polystyrene insulation.
- Thermal break between outside and inside steel surfaces help interrupt energy loss.
- Bulb shaped bottom seal remains flexible even in the cold to keep out bad weather.
- The foamed-in-place insulation helps block street noise from entering into living areas that adjoin the garage.
- Snug-fitting tongue-and-groove section joints seal out wind and weather.



*Insulation values have been calculated in compliance with DASMA TSD-163 industry standards.



Lic # 967350
 Service • Repair • Sales • Installation
 (707) 795-DOOR (3667)

Dealer Imprint Area