

Wayne
Dalton[®]
GARAGE DOORS

M O D E L S

8000/8100/8200

CLASSIC STEEL



Colonial panel, White finish, Stockton I windows

affordable. stylish.

Models 8000/8100/8200 offer a variety of styles, colors and windows, as well as insulation and wind load options.

Our entry-level doors offer the right choice for any style and budget.



Ranch panel, Almond finish, Cascade II windows

PERFORMANCE FEATURES

Most 8000 Series doors are available with structural reinforcements for use in coastal regions. These models meet wind load requirements of the International Building Code, Florida Building Code and Texas Dept. of Insurance.

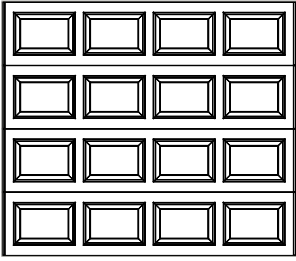


MODEL NUMBER	8000	8100	8200
Polystyrene Insulation	No	Yes	Yes
Insulation R-value*	N/A	3.7	7.4
Construction	1 Layer (Steel)	2 Layers (Steel/Insulation)	2 Layers (Steel/Insulation)
10-Year Warranty	Yes	Yes	Yes

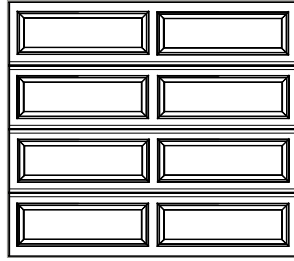
*Wayne Dalton uses a calculated door section R-value for our insulated doors.




1 Choose Your Style



Colonial




Ranch



Sonoma

2 Choose Your Color



White



Almond



Taupe



Brown

Actual colors may vary from brochure due to fluctuations in the printing process. Always request a color sample from your dealer for accurate color matching.

3 Choose Your Windows

For Colonial and Sonoma Panels



Cascade I



Cascade II



Cathedral I



Cathedral II



Clear I



Clear II



Sherwood I



Sherwood II



Stockbridge II



Stockton I



Stockton II



Arched Stockton II



Prairie I



Prairie II



Waterton I



Waterton II



Williamsburg I



Williamsburg II



Arched Stockton Double (For double car doors)



Arched Stockton Single (For double car doors)

For Ranch Panels



Cascade II



Cathedral II



Clear II



Prairie II



Sherwood II



Stockbridge II



Stockton II



Arched Stockton II



Waterton II



Williamsburg II



Arched Stockton Double (For double car doors)




Arched Stockton Single (For double car doors)

Decorative hardware is available, see your dealer or visit our website at wayne-dalton.com for details.

AFTER

BEFORE



Sonoma panel, White finish, Stockbridge II windows, Decorative hardware



Garage Door Design Center

To see this door on your home, visit wayne-dalton.com and try our Garage Door Design Center. Upload a photo of your home and experiment with panel designs, color options, window styles and decorative hardware designs. Instant curb appeal awaits you with just a click of your mouse.

Wayne Dalton
GARAGE DOORS

2501 S. State Hwy. 121 Bus., Ste 200
Lewisville, TX 75067

wayne-dalton.com



DISTRIBUTED BY:



For all your Residential Garage Door
and Garage Door Operator
needs in Sonoma County
Service Repair
Sales and Installation

(707) 795-DOOR (3667)