



# 9800 MODEL

FIBERGLASS AND STEEL

R-7.6\* Polyurethane insulation

True wood-grain look

Lifetime limited warranty



*8' Horizontal Raised Panel, Oak finish, clear glass*

## door construction

- A rich, wood grain patterned fiberglass outer surface is bonded to a specially-engineered steel garage door using patented technology to combine the benefits of both materials.
- Fiberglass surface won't crack, split and splinter like wood or dent and rust like steel.
- Resists expansion and contraction with temperature swings for long lasting finish.
- The foamed-in-place polyurethane insulation is chemically bonded to each steel inner section, creating a structure with higher strength and rigidity.
- Integral hinges provide maximum strength between sections and add stability compared with ordinary vertical hinges. Hinges are factory-installed for proper alignment and smoother door operation.
- Wind load models available.
- Heavy-gauge steel wrap-around end caps trim-out door edges for better appearance, improved strength and to protect the foamed-in-place polyurethane insulation from damage.
- Horizontal struts on double-wide doors add rigidity for long life and smooth operation.
- Sound-absorbing insulation makes the door operate quieter and eliminates wind-rattling.
- SilentGlide™ rollers with nylon wheels and solid steel shafts provide years of smooth, quiet, dependable service.
- Pinch-resistant door panels can help prevent finger injuries caused by a closing garage door.
- Interior panels are finished in white steel with powder coated interior hardware.
- An insulated garage door improves thermal efficiency and makes your house more green.




# specifications

## Panel Designs

- Proprietary Therma-Tru™ Accugrain™ molding technology captures the realism of premium hardwood door panels.
- Four panel patterns are available - choose Vertical Raised, Horizontal Raised, Horizontal V-Groove or Sonoma stylings.
- 7' high doors are engineered with three section panels to reduce visual breaks. 8' high doors have four section panels.



Horizontal Raised Panel 7' high



Vertical Raised Panel 7' high



Sonoma Panel 7' high



Horizontal Raised Panel 8' high



Vertical Raised Panel 8' high



Sonoma Panel 8' high



Horizontal V-Groove Panel 7' high



Horizontal V-Groove Panel 8' high

Larger sized doors are available (up to 14' high and 18' wide) depending on panel style.

## Safety and Security

- Pinch-resistant design helps push fingers out of harms way if accidentally placed near a closing door.
- The Wayne Dalton Torquemaster® Plus\* is the first counterbalance system to seal springs safely within a steel tube. It contains an anti-drop features that eliminates the risk of injury due to accidental release of tension.
- Tamper-resistant safety bottom brackets help avoid possible injury by preventing inadvertent loosening while the counterbalance cables are still under tension.

\*Available for Vertical Raised, Horizontal Raised and Horizontal V-Groove Panels up to 9'x8' and Sonoma Panel up to 9'x7'.

## Warranty


Model 9800 garage doors are backed by a limited lifetime warranty on steel backer and a three-year limited warranty against delamination. Warranties vary by model, and are available upon request. See full text of warranty for details.



www.wayne-dalton.com

© 2013 Wayne Dalton, a Division of Overhead Door Corporation. Therma-Tru™ and Accugrain™ are trademarks of Therma-Tru Corporation. Consistent with our policy of continuing product improvement, we reserve the right to change product specifications without notice or obligation. Item 328665

## Colors



Mahogany



Oak



Clay



Gray



Green



Walnut



Honduran Mahogany



Red Oak



Cherry



White

Actual colors of stain may vary slightly from brochure photos due to fluctuations in staining, grain or the printing process.

## Windows

For **Horizontal Raised** and **Horizontal V-Groove** Panels:



For **Vertical Raised** and **Horizontal V-Groove** Panels:



For **Sonoma** Panel:



Plain Window



6 Window



8 Window



12 Window



16 Window




20 Window

All window options shown are for a typical single car door. The number of windows will be doubled for double car doors. Arched top sections are not available.



Clear Glass



Satin Etched Privacy Glass



Obscure Glass

## Hardware



Hardware options are available. Visit our website at [www.wayne-dalton.com](http://www.wayne-dalton.com) for details.

## Energy Efficiency and Noise Control

- The R-76\* polyurethane insulation helps block street noise and is CFC-11 free, so its environmentally friendly.
- Bulb-shaped bottom seal remains flexible even in the cold to keep out bad weather. It blocks drafts and helps save energy.



\* Wayne Dalton uses a calculated door section R-value for our insulated doors.



Service • Repair • Sales • Installation  
(707) 795-DOOR (3667)

Dealer Imprint Area