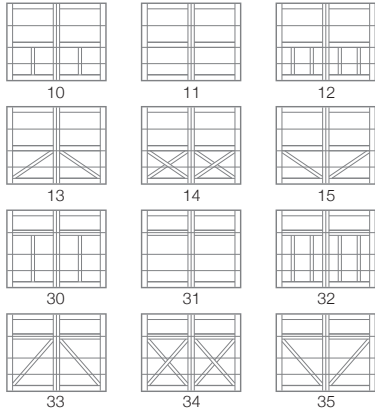


PERSONALIZING OPTIONS

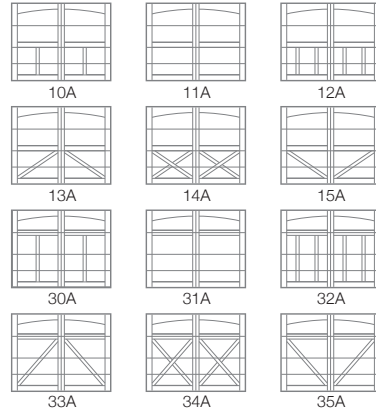
GOOD / BETTER / BEST

CARRIAGE HOUSE DESIGNS


Square Tops



Arched Tops



ACCENTS WOODTONES¹

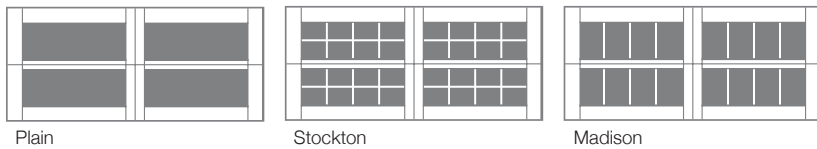


Walnut

Driftwood

WINDOW DESIGNS

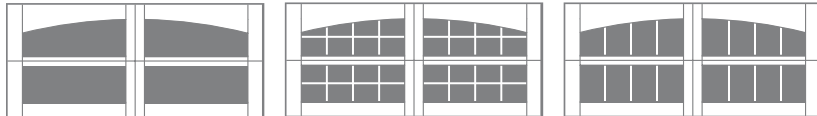
Double Row



Plain

Stockton

Madison

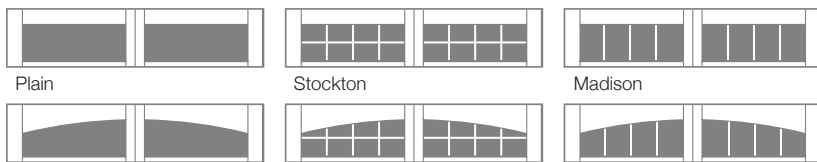


Arched Plain

Arched Stockton

Arched Madison

Single Row



Plain

Stockton


Madison

Arched Plain

Arched Stockton

Arched Madison

GLASS



Plain

Tinted

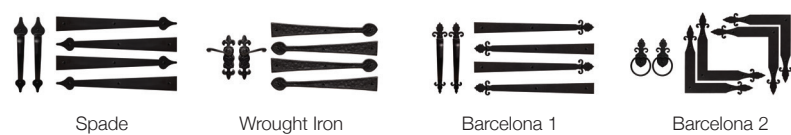
Obscure

Glue Chip

Seeded

Faux

EXTERIOR HARDWARE



Spade



Wrought Iron

Barcelona 1

Barcelona 2



Specifications

| | |
|---|--|
| Panel Style | Overlay |
| Overlay Material | Molded Polyurethane |
| Section Construction | 2-1/2" Thick - 2-Sided Steel |
| Section Material | 27 ² Ga. Steel |
| Insulation Type | Polyurethane |
| |  |
|  R-value / Thermal Performance | R-17.54 |
| Window Style ³ | Square or Arched |
| Glass | Insulated |
| FBC Wind Load ⁴ | Non-Impact and Impact Rated |
| TDI Wind Load ⁴ | Impact Rated Only |
| Warranty | Limited Lifetime on Sections 3 Years on Overlays 3 Years on Springs 6 Years on Hardware |

¹ Refer to your local C.H.I. Dealer for exact woodtone match. ² Lower steel gauge [ga.] number indicates stronger steel. ³ Model number indicates design and window style. ⁴ Ask your local C.H.I. Dealer about our full line of wind load rated doors.

Your Local Garage Door Professional



(707) 795-D00R (3667)

chiohd.com

1485 Sunrise Drive | Arthur, IL 61911 | USA

C.H.I.
OVERHEAD DOORS